

# MAT & Bonnie User Group



*Hosted by:  
SemanticBits  
April 15, 2021*

# Disclaimer

This meeting is being recorded to ensure notes and action items are captured accurately.

Attendees who have objections to the meeting being recording are asked to let the facilitator know at this time.

# Agenda and Objectives

## Agenda

1. MAT & Bonnie Tool Updates
2. MAT & Bonnie Topics for Community Discussion
3. Community Questions & Discussion
4. Review of Resources

## Objectives

- Inform MAT & Bonnie users of current and planned activities
- Create a forum to gather community feedback on future enhancements
- Foster Collaboration through open community discussion

# Measure Authoring Tool

---

**MAT 6.04 QDM**

**MAT 6.04 FHIR**

# Measure Authoring Tool

## Current State:

- MAT 6.04 is currently available to users.
- This version of the MAT supports the authoring of both the QDM/CQL as well as FHIR based measures.
- A demonstration video of the FHIR features is located on the Training and Resource page of the MAT public web site, under the Helpful Links section here:  
<https://www.emasuretool.cms.gov/training-resources>

# Measure Authoring Tool

## Maintenance:

- Maintenance is usually zero down time.
- Any known downtime for maintenance will be communicated to all users via email.
- No planned maintenance releases at this time.

# Measure Authoring Tool

Known Issues to be addressed in upcoming releases:

- When packaging a FHIR measure for the first time, the measure text in the JSON is not included. This only occurs the first time the measure is packaged. The workaround is to package the measure a second time.
- Users are currently unable to edit or delete function arguments using the Function section of the CQL Workspace. The workaround is to edit or delete function argument using the CQL Editor.
- When a measure uses a Direct Reference Code without a version, they are unable to edit or delete the code using the Code section of the CQL Workspace. The workaround is to edit or delete the code using the CQL Editor.
- QDM Human Readable export artifact missing a Definition

# Measure Authoring Tool

## Planned Releases:

The MAT team is targeting a June release to:

- Incorporate QDM 5.6
- Update QDM/CQL to CQL 1.5
- Enhance the MAT to prompt for removal of unused FHIR libraries
- Update QDM export folder and artifact names in a similar way as was done for FHIR
- Continuous Variable measures can be patient-based
- Add target units for measure scores

The release date will be shared with the community when it is finalized



# Measure Authoring Tool

## QDM Export Artifact Naming Enhancement:

- Abbreviated Title, Measure Version, Type (QDM vs FHIR), Model Version (5-5 vs 5-6)

Measure Artifact	Current	Proposed Standard	Examples	File Extension
Folder	<u>eCOMAbbreviatedTitle_MATVersion_Artifacts.zip</u>  CMS104_v5_8_Artifacts.zip	<u>eCOM Abbreviated Title-vMeasureVersion-Type-Model Version</u>	CMS104-v9-1-QDM-5-5	
<u>eCOM</u>	<u>eCOMAbbreviatedTitle-MATVersion-eCOM</u>  CMS104_v5_8_eCOM	<u>eCOM Abbreviated Title-vMeasureVersion-Type-Model Version-ecqm.cql</u>	CMS104-v9-1-QDM-5-5-ecqm	<u>.cql</u>
Human-readable	<u>eCOMAbbreviatedTitle-MATVersion-HumanReadable</u>  CMS104-5-8-HumanReadable	<u>eCOM Abbreviated Title-vMeasureVersion-Type-Model Version.html</u>	CMS104-v9-1-QDM-5-5	.html
Json	<u>Measurename MeasureVersion</u>	<u>eCOM Abbreviated Title-vMeasureVersion-Type-Model Version.json</u>	CMS104-v9-1-QDM-5-5	<u>.json</u>
XML	<u>Measurename MeasureVersion eCOM</u>	<u>eCOM Abbreviated Title-vMeasureVersion-Type-Model Version.xml</u>	CMS104-v9-1-QDM-5-5	.xml
CQL	<u>Measurename-MeasureVersion</u>	<u>eCOM Abbreviated Title-vMeasureVersion-Type-Model Version.cql</u>	CMS104-v9-1-QDM-5-5	<u>.cql</u>

# Measure Authoring Tool

## QDM 5.6 Updates:

- All QDM 5.5 draft measures will be automatically updated to QDM 5.6
  - You will need to manually remove any deprecated attributes from your CQL
  - If you previously packaged a draft QDM 5.5 measure you will need to repackage it.

# Bonnie

---

**Bonnie 3.3 QDM (Prior)**

**Bonnie 4.2.1 QDM**

**Bonnie 6.1.2 FHIR**

# Bonnie

## Current State:

- Bonnie Prior (QDM 5.4), Bonnie QDM (QDM5.5) and Bonnie FHIR are all available in production environments with separate credentials.
- Bonnie 4.2.1 QDM – export test patients for FHIR
- Bonnie 6.1.2 FHIR – import test patients, calculate Supplemental Data Elements (SDE), additional attribute support

# Bonnie

## Maintenance:

No planned maintenance currently.

## Known Issues:

1. The QRDA export is not correctly reflecting relevant date time. There is no workaround, but this will be addressed in an upcoming release.
2. For Bonnie FHIR, a measure calculation error may be encountered. The tuple naming convention requires an update. The team is working with additional contributors and will address this in an upcoming release.

# Bonnie

## Planned Releases:

Bonnie FHIR will be releasing incrementally to add new FHIR features. Users will be notified when those release dates are determined.

The Bonnie team is targeting a Bonnie QDM June release to:

- Incorporate QDM 5.6
- Update QDM/CQL to CQL 1.5
- The release date will be shared with the community when it is finalized

# **MAT & Bonnie**

---

## **Topics for Discussion**

# Preparing for Changes to Bonnie Group Account Usage

---



# Register for a HARP Account

- Register for a HARP ID if you do not already have one.
- When applying for a HARP ID, it is ideal if users use the same email address that is being used for their Bonnie account login.
- To register for a HARP account, visit the [HARP website](#).

# Register for an individual Bonnie Account

- All users who need to access Bonnie group accounts must have an individual Bonnie account. (Remember to request both QDM and FHIR accounts, as applicable)
  - Note, if you already have a Bonnie account in one or both of those tools you do not need to create a new account
- Registration information is located on the landing pages for both Bonnie QDM and Bonnie FHIR

# Identify Group Accounts

- As a Contract team or Organization, identify the Bonnie accounts currently being used as group accounts (instances where more than one person logs into an account).

# Identify an Account Owner and Back up Owner

- Identify a Primary Owner and Back up Owner for each Bonnie group account.
- Initially, the Bonnie Team will act as the Administrators for granting/removing access to the group accounts.
- This ownership information will be retained by the Bonnie team.
- Any access request must be received from the group account's Primary or Back up Owner.

# Name each Group Account

- Identify a new name for each group account.

Example: SemanticBits1@gmail.com is named SemanticBits1

# Identify Users for each Account

- At a group account level, determine the individual Bonnie users who need to have read/write access.
- Initially, focus on ‘primary’ users of the group accounts.
  - Read only access for reviewers will be available in a future release.
- Complete the Bonne Group Account Access Request Form and email it to the **MAT Bonnie Help Desk** (**NOT** sent via JIRA ticket).
  - This form will be emailed to all active Bonnie users and will reside on the MAT/Bonnie public facing website

# Bonnie Group Account Access Form

<b>BONNIE GROUP ACCOUNT ACCESS FORM</b>	
<b>Bonnie Group Account email address:</b>	<b>Date:</b>
<b>Name of Group Account:</b> <i>Note: Use one form for each Bonnie group account.</i>	<b>New request or change to access to an existing account:</b> New ___ Change ___
<b>Primary Owner Contact Information:</b> Name – Organization – Email address – Phone –	<b>Back up Owner Contact Information:</b> Name - Organization – Email address – Phone -
<u>Bonnie account email address</u> who should have <b>Read/Write</b> Access <b>ADDED:</b>	<u>Bonnie account email address</u> who should have <b>Read/Write</b> Access <b>REMOVED:</b>
<b>Other requests</b> (i.e. <i>Delete this account, it is no longer being used</i> )	

# Group Account Measures and Test Patients

- Measures and test patients residing in each Bonnie account will remain unchanged during this group account access process.
- This activity is related to access only. No changes will be made to the data residing in any existing Bonnie account.
- Note: Please contact the MAT Bonnie help desk if any changes are needed to the measures and or test patients that reside in a specific account.



# Bonnie Dashboard Changes

- Dashboard screen for individual account
- Drop down list to show available group accounts
- Show on screen indicator of account being used

# Dashboard When Logged into Individual Account

BONNIE

⚡ Dashboard

👤 Nicole Hunter ▾

🔗 Help ▾

🚪 Logout

☰ Measures

📤 UPLOAD

## ☰ MEASURES

			EXPECTED	STATUS	TEST PATIENTS
Data Elements and Attributes	CMSv0	🔄 UPLOAD	0	NEW	0/0
Composite Measure Save Check test	CMS0	🔄 UPLOAD	0	NEW	0/0
Component Measure Check Test2	CMSv1		0	NEW	0/0

# Drop Down Options for Group Accounts a User Has Access To

BONNIE

Dashboard

Nicole Hunter

Help

Logout

Measures

UPLOAD

MEASURES

TEST PATIENTS

Data Elements and Attributes

CMSv0

UPLOAD

0

NEW

0/0

+ (User icon)

Composite Measure Save Check test

CMS0

UPLOAD

0

NEW

0/0

+ (User icon)

Component Measure Check Test2

CMSv1

0

NEW

0/0

+ (User icon)

- ✓ Nicole Hunter
- SemanticBits1
- SemanticBits2
- SemanticBits3
- SemanticBits4
- 
- View Profile

# Dashboard When Logged into Group Account

BONNIE

⚡ Dashboard










👤 SemanticBits1 ▾

🔗 Help ▾

🚪 Logout

☰ Measures

📄 UPLOAD

MEASURES		EXPECTED	STATUS	TEST PATIENTS	
Intravesical Bacillus-Calmette-Guerin for nonmuscle invasive bladder cancer	CMS646v0	 UPLOAD		NEW	0/0 
EMS Compass: Safety-01: Use of Lights and Sirens During Response to Scene	CMS946v1	 UPLOAD		NEW	0/0 
Appropriate Use of DXA Scans in Women Under 65 Years Who Do Not Meet the Risk Ractor Profile for Osteoporotic Fracture	CMS249v2	 UPLOAD		PASS	1/1 

# Next Steps

- Follow the instructions outlined in the earlier slides.
- Submit access request for group accounts by April 30
- After your initial request, if you have additional users who need to be added or removed, the Primary or Back up Account Owner can send a follow up request to the Bonnie Help Desk email using the Bonnie Access Form.
- In early May, we will reach out via email to each email/user account.

# Questions Pertaining to Groups?

---

# Addressing Questions Asked in the March User Group

---

# Usable Characters in Bonnie Patient Names

- Bonnie allows any characters
- QRDA is where the limitation occurs
- Patient names become the QRDA file names
- We recommend not using these characters
  - \ / : \* ? " < > |



# Documentation for Testing SDEs in Bonnie

- Nothing more than the user guide currently exists in Bonnie

# User Submitted Question

## User Submitted Question:

- When will we be able to export Bonnie FHIR test patients in a JSON file?

# Discussion

---

# User Group Discussion

- Topic suggestions and questions for the User Group can also be submitted through the Bonnie MAT Issue Tacker located here:  
<https://oncprojecttracking.healthit.gov/support/projects/BONNIEMAT/summary>
- Additional questions or comments can be submitted by using the chat feature or raising your hand and we will unmute your line.

# Resources

---

# Resources

MAT Public Website:

<https://www.emeasuretool.cms.gov/>

MAT 6.04 QDM and MAT 6.04 FHIR:

<https://www.emeasuretool.cms.gov/MeasureAuthoringTool/Login.html>

Bonnie 3.3 QDM (Prior) (QDM version 5.4):

<https://bonnie-prior.healthit.gov/>

Bonnie 4.2.1 QDM (QDM version 5.5):

<https://bonnie.healthit.gov/>

Bonnie 6.1.2 FHIR:

<https://bonnie-fhir.healthit.gov/>

Bonnie MAT Issue Tracker:

<https://oncprojecttracking.healthit.gov/support/projects/BONNIEMAT/summary>

eCQI Resource Center:

<https://ecqi.healthit.gov/>