



# Measure Authoring Tool (MAT) 6.0 QDM Release Notes

Scheduled Release 09/24/2020

Sept 24, 2020

The MAT Bonnie Team



MAT 6.0 QDM

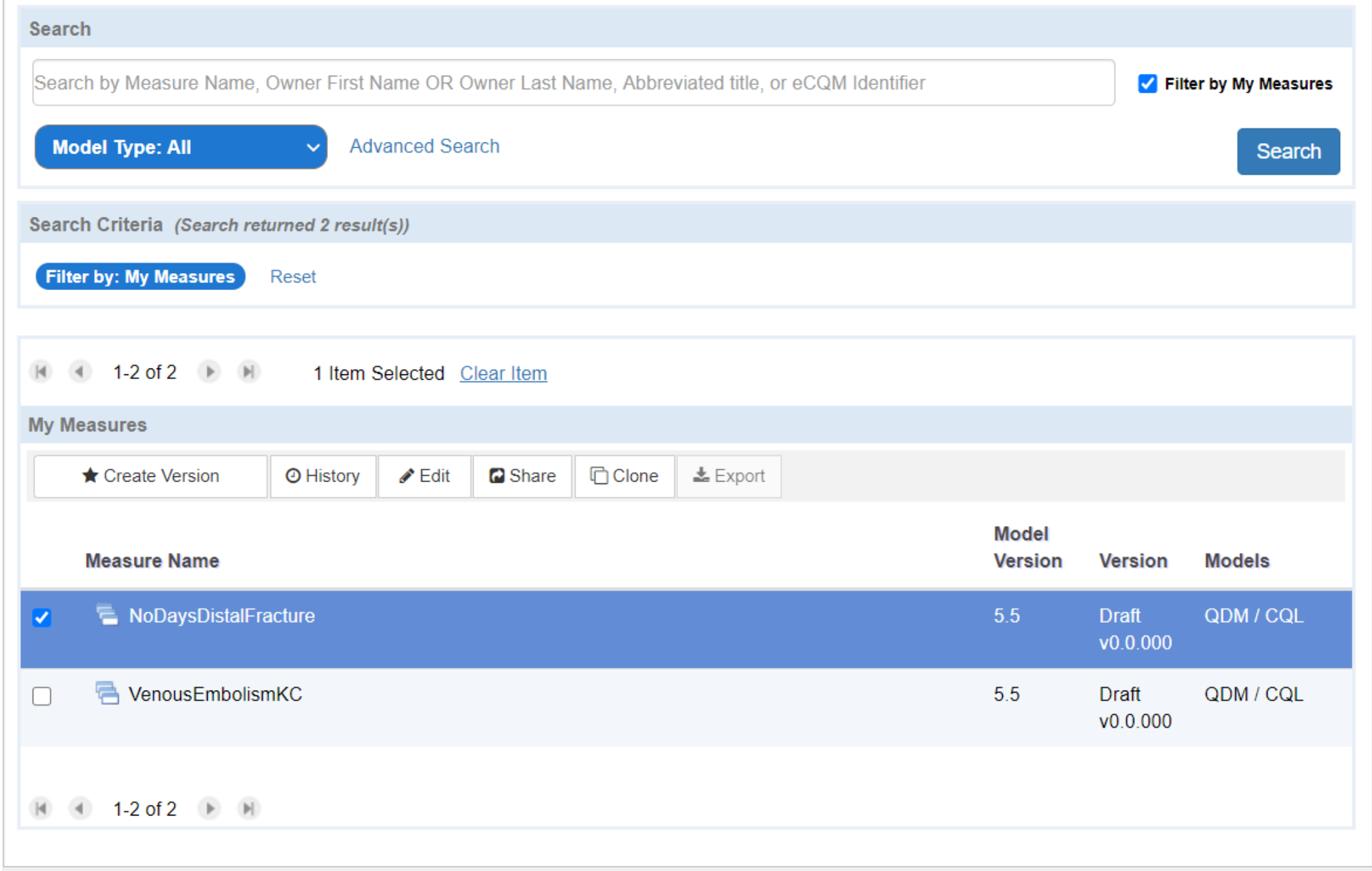
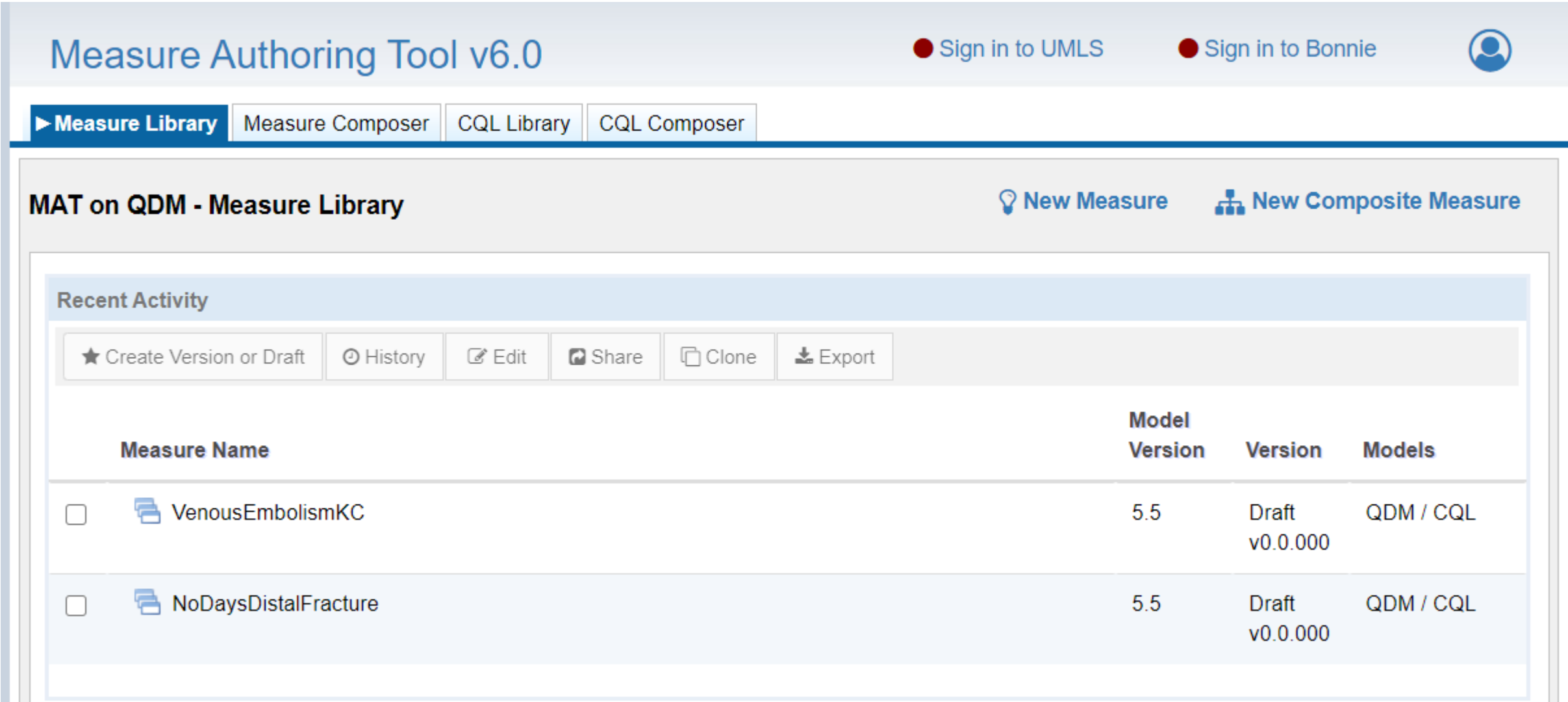
Release Date: September 24, 2020

# MAT 6.0 QDM Release Notes

The MAT 6.0 QDM release contains the following User Interface (UI) Updates:

## Measure Library Grids: Recent Activity and My/All Measures

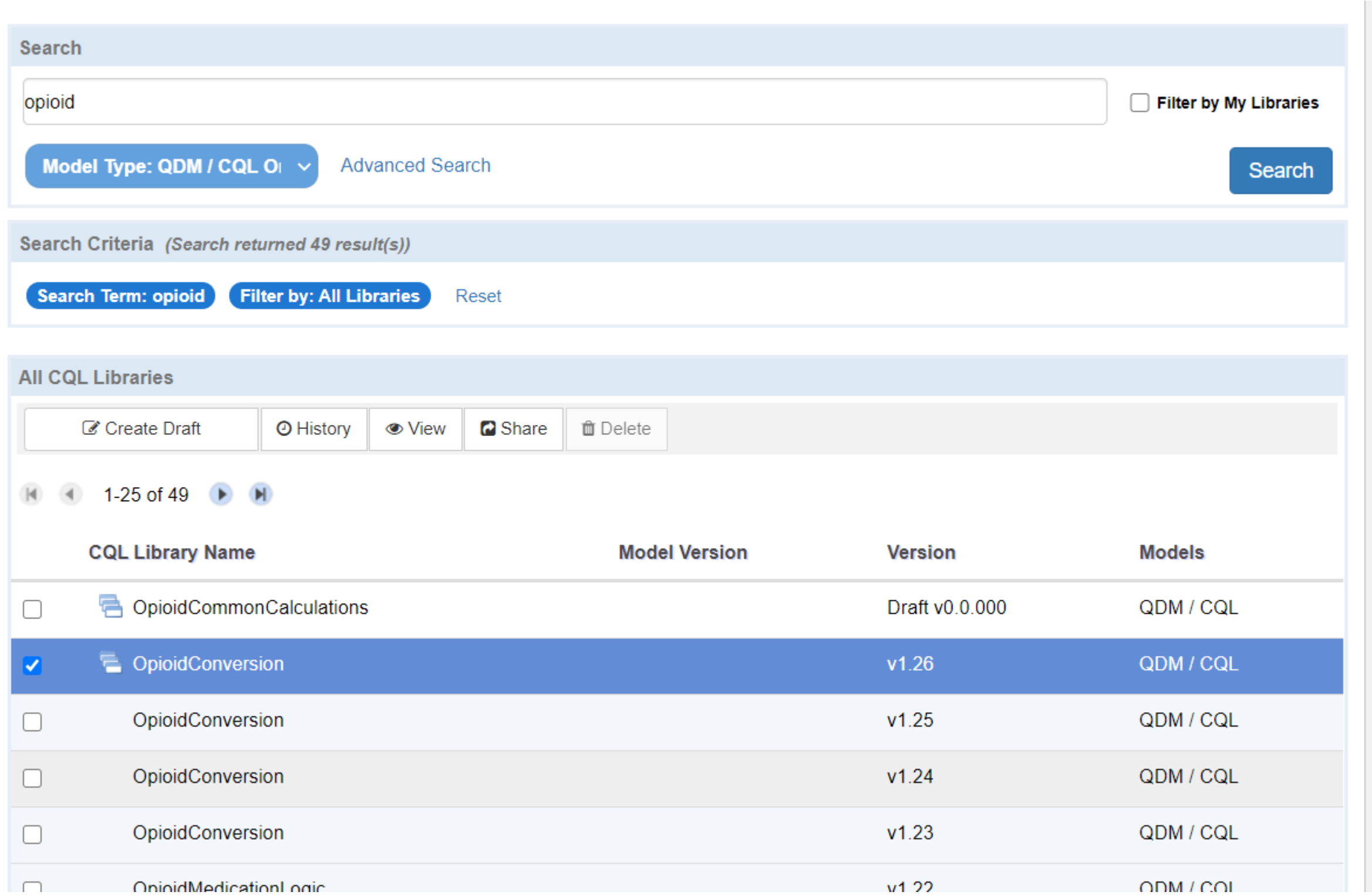
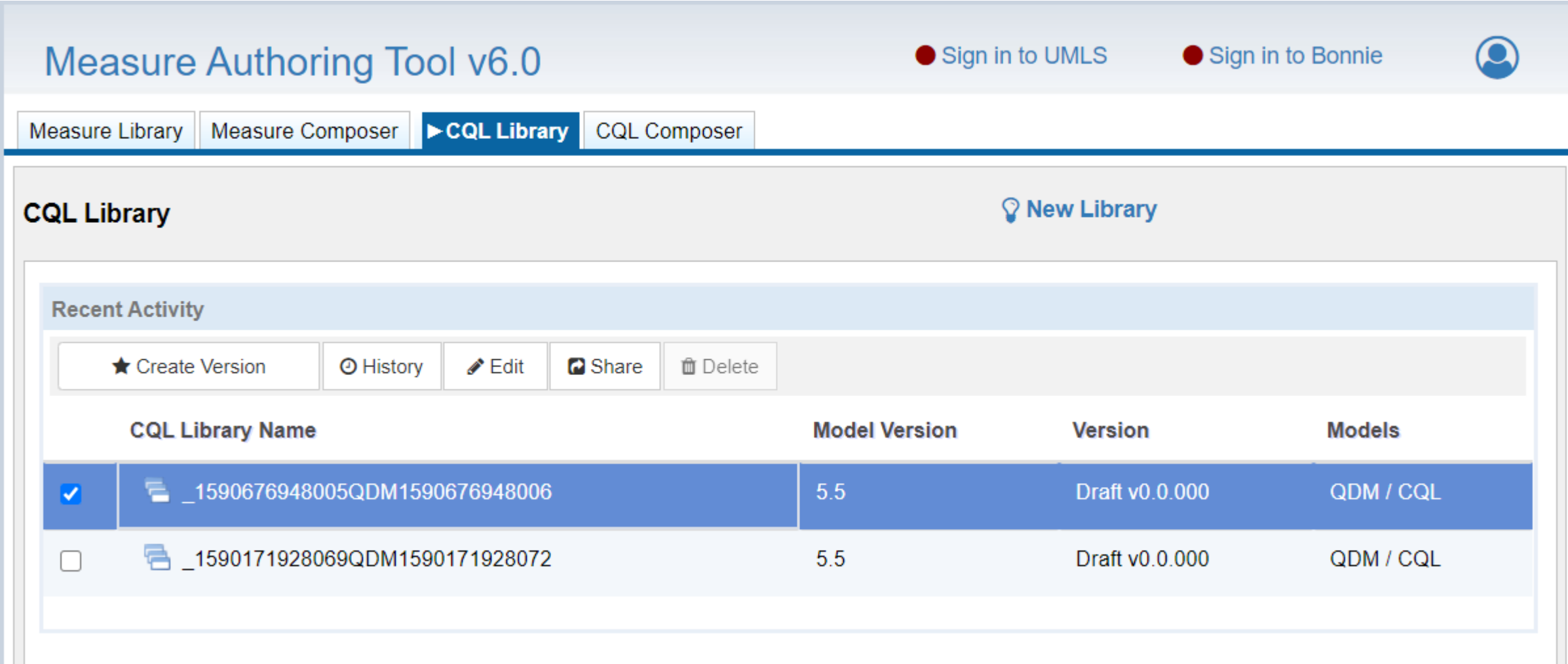
- The action icons in grid rows were moved out of the grid and are now available on a grid toolbar as buttons.
- To access these actions: Select a grid row by clicking anywhere in the grid row and click the toolbar action button.  
→ View, Edit, Share, Clone, Export, Draft, Version, History
- To edit or view a measure, double click the row or select the row and click the Edit or View toolbar button.



# MAT 6.0 QDM Release Notes

## CQL Library Grids: Recent Activity and My/All CQL Libraries

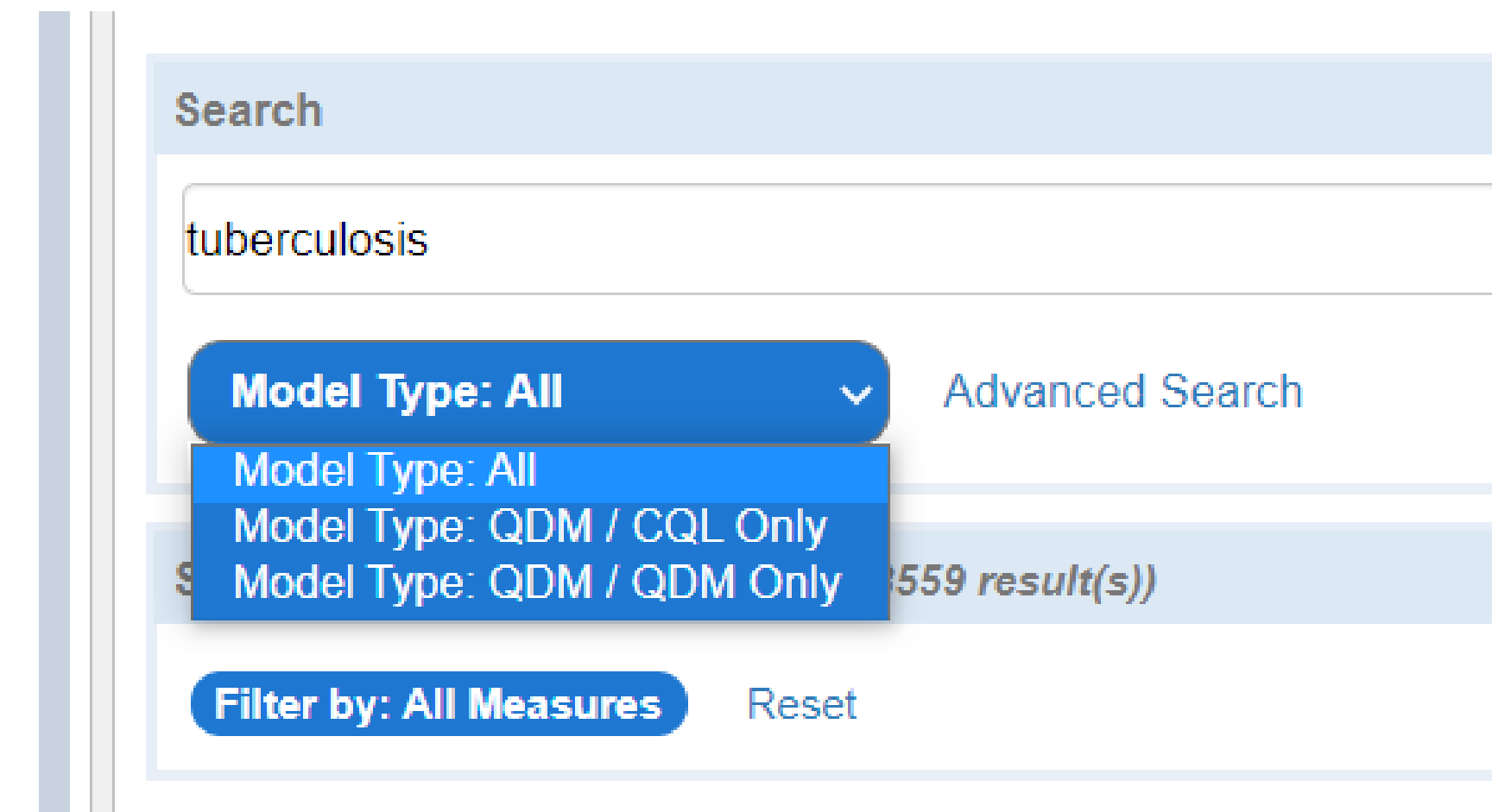
- The action icons in grid rows were moved out of the grid and are now available on a grid toolbar as buttons.
- To access these actions: Select a grid row by clicking anywhere in the grid row and click the toolbar action button.
  - View, Edit, Share, Draft, Version, History, Delete.
- To edit or view a library, double click the row or select the row and click the Edit or View toolbar button.



# MAT 6.0 QDM Release Notes

## Enhanced Search for Measure Library grids:

- Filter by All model types
- Filter by QDM/CQL model type
- Filter by QDM/QDM model type
- This search filter can be combined with other search filters



The screenshot shows a search interface with the following elements:

- Search** header
- Search input field containing the text "tuberculosis"
- Model Type filter dropdown menu with the following options:
  - Model Type: All (selected)
  - Model Type: All
  - Model Type: QDM / CQL Only
  - Model Type: QDM / QDM Only
- Advanced Search button
- Result count: 559 result(s)
- Filter by: All Measures button
- Reset button

# MAT 6.0 QDM Release Notes

Now displaying Model Type in measure and library grids:

- This column contains the models and expression logic of the measure: QDM / QDM or QDM / CQL.

Measure	Model	Expression Logic
QDM / QDM	QDM	QDM
QDM / CQL	QDM	CQL



# MAT 6.0 QDM Release Notes

Now displaying Model Version in both the measure and library grids:

Search by Measure Name, Owner First Name OR Owner Last Name, Abbreviated title, or eCQM Identifier  Filter by My Measures

**Model Type: All** Advanced Search Search

Search Criteria (Search returned 2 result(s))

**Filter by: My Measures** Reset

1-2 of 2 0 Items Selected

**My Measures**

★ Create Version or Draft History Edit Share Clone Export

Measure Name	Model Version	Version	Models
<input type="checkbox"/> NoDaysDistalFracture	5.5	Draft v0.0.000	QDM / CQL
<input type="checkbox"/> VenousEmbolismKC	5.5	Draft v0.0.000	QDM / CQL

1-2 of 2

# MAT 6.0 QDM Release Notes

## Number of Items Selected and Clear Items

- Above the toolbar grids we display the number of items selected in the grid.
- Click the Clear Items to unselect all selected grid rows.
- Or click an individual grid row to unselect one row at a time.
- This is available on both measure and library grids.

The screenshot displays the search interface for QDM measures. At the top, there is a search bar with the placeholder text "Search by Measure Name, Owner First Name OR Owner Last Name, Abbreviated title, or eCQM Identifier" and a checked checkbox for "Filter by My Measures". Below the search bar, a dropdown menu shows "Model Type: All" and an "Advanced Search" button. A "Search" button is located on the right. The search results section shows "Search Criteria (Search returned 2 result(s))" and a "Filter by: My Measures" button with a "Reset" link. Below this, a navigation bar indicates "1-2 of 2" items and "2 Items Selected" with a "Clear Items" link. The main content area is titled "My Measures" and features a toolbar with buttons for "Create Version or Draft", "History", "Edit", "Share", "Clone", and "Export". A table lists two measures, both selected with checkboxes. The table has columns for "Measure Name", "Model Version", "Version", and "Models".

Measure Name	Model Version	Version	Models
<input checked="" type="checkbox"/> NoDaysDistalFracture	5.5	Draft v0.0.000	QDM / CQL
<input checked="" type="checkbox"/> VenousEmbolismKC	5.5	Draft v0.0.000	QDM / CQL



# MAT 6.0 QDM Release Notes

Bulk Export: Users will click the Export button to perform bulk exports.

- Select the measure(s) you wish to export and click the toolbar Export button. There's no longer a separate bulk export button.

The screenshot displays the search interface for QDM measures. At the top, there is a search bar with the placeholder text "Search by Measure Name, Owner First Name OR Owner Last Name, Abbreviated title, or eCQM Identifier" and a checkbox for "Filter by My Measures". Below the search bar, there is a dropdown menu for "Model Type: All" and a button for "Advanced Search". A "Search" button is located on the right side of the search bar.

Below the search bar, there is a section for "Search Criteria (Search returned 1626 result(s))". This section includes buttons for "Filter by: All Measures" and "Measures State: Versioned", along with a "Reset" button.

Below the search criteria, there is a navigation bar showing "1-25 of 1,626" and "2 Items Selected" with a "Clear Items" link.

The main content area is titled "All Measures" and features a toolbar with buttons for "Create Version or Draft", "History", "Edit", "Share", "Clone", and "Export". Below the toolbar is a table of measures.

	Measure Name	Model Version	Version	Models
<input checked="" type="checkbox"/>	!! Demo 08/07/2018	5.5	v1.0	QDM / CQL
<input checked="" type="checkbox"/>	072016_Test	5.3	v2.2	QDM / CQL
<input type="checkbox"/>	072016_Test	5.3	v2.1	QDM / CQL

# MAT 6.0 QDM Release Notes

## Reference Type:

- Required for each reference added to a Measure: Citation, Documentation, Justification.
- The default reference type for new references is Citation.
- The reference type will be included in any new packages created, as seen in the example below.

### References

Description	Reference Type	Edit	Delete
Lorem ipsum dolor sit amet, consectetur...	Citation		

Reference Type:

- Citation
- Citation
- Documentation
- Justification
- Unknown

<b>Improvement Notation</b>	Lower scores means higher quality.
<b>Reference</b>	Reference Type: CITATION Reference Text: 'Lorem ipsum dolor sit amet, consectetur adipiscing elit, sed do eiusmod tempor incididunt ut labore et dolore magna aliqua. Ut enim ad minim veniam, quis nostrud exercitation ullamco laboris nisi ut aliquip ex ea commodo consequat. Duis aute irure dolor in reprehenderit in voluptate velit esse cillum dolore eu fugiat nulla pariatur. Excepteur sint occaecat cupidatat non proident, sunt in culpa qui officia deserunt mollit anim id est laborum.'
<b>Definition</b>	

90-day re-operation rates in distal radius fractures. Draft v0.0.000

Measure Details | CQL Workspace | Population Workspace | Measure Packager | Clause Workspace | QDM Elements

[Delete Measure](#) [View Human Readable](#)

General Measure Information	✓	<b>References</b> Lorem ipsum dolor sit amet, consectetur adipiscing elit, sed do eiusmod tempor incididunt ut labore et dolore magna aliqua. Ut enim ad minim veniam, quis nostrud exercitation ullamco laboris nisi ut aliquip ex ea commodo consequat. Duis aute irure dolor in reprehenderit in voluptate velit esse cillum dolore eu fugiat nulla pariatur. Excepteur sint occaecat cupidatat non proident, sunt in culpa qui officia deserunt mollit anim id est laborum.
Measure Steward / Developer	⚠	
Description	✓	
Copyright	✓	
Disclaimer	✓	
Measure Type	✓	
Stratification	✓	
Risk Adjustment	✓	
Rate Aggregation	✓	
Rationale	✓	
Clinical Recommendation	✓	
Improvement Notation	✓	

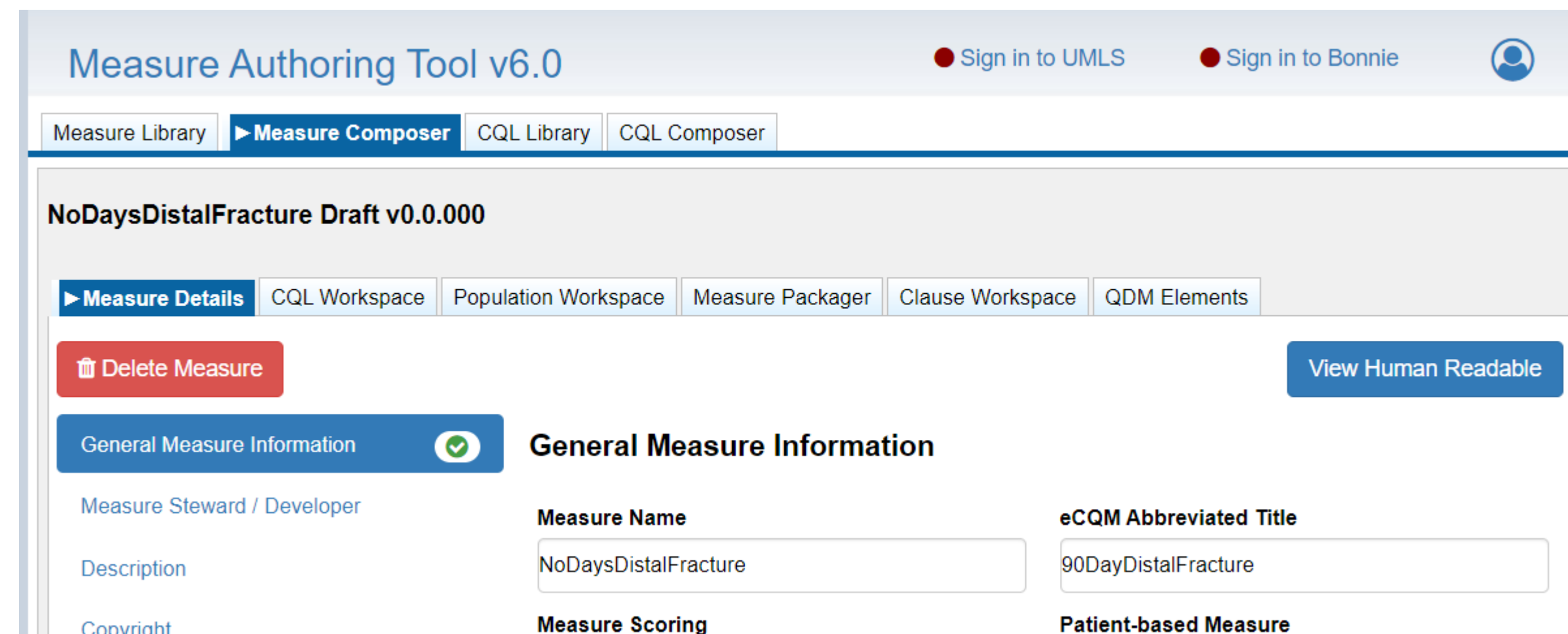
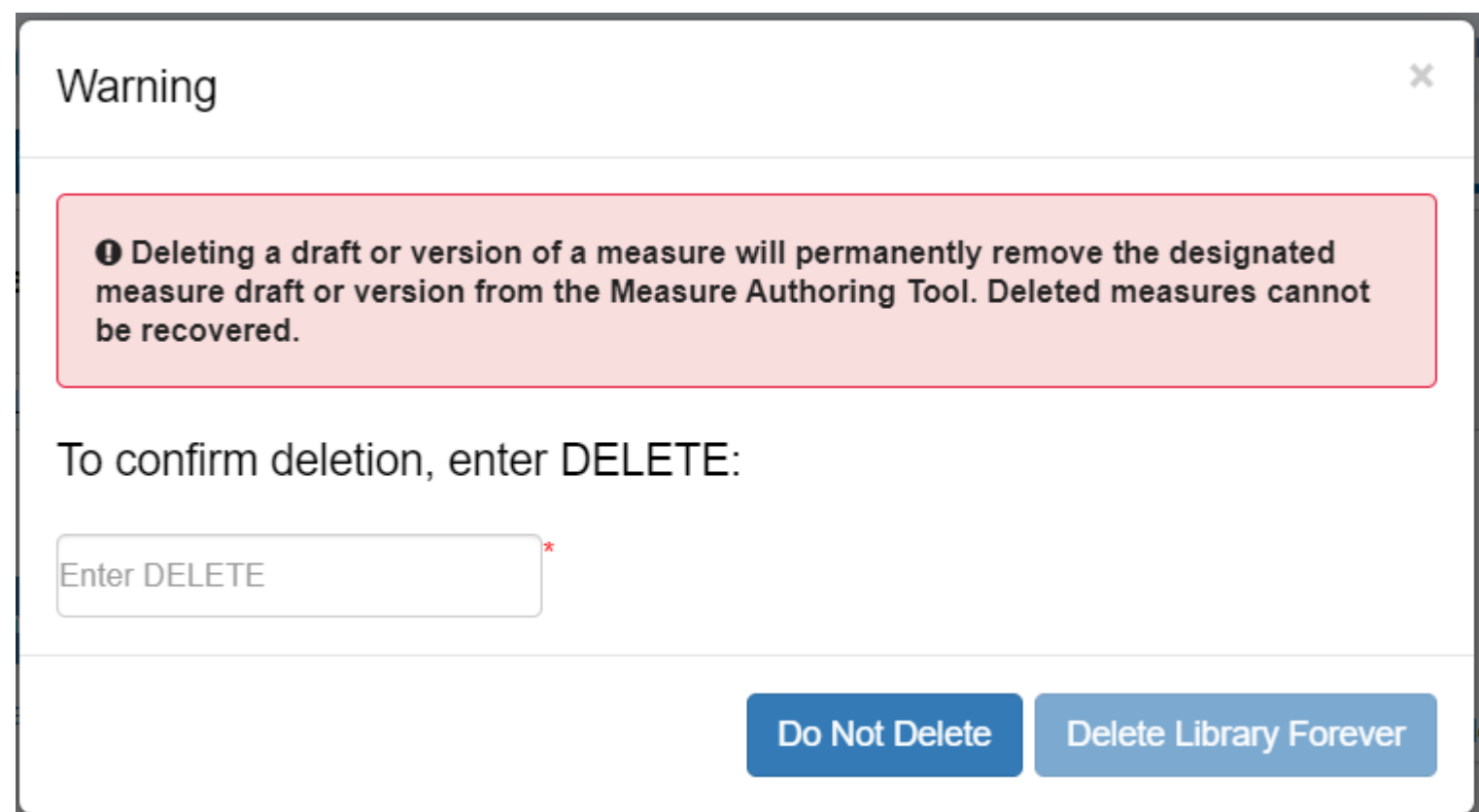
Reference Type: Citation

[References](#) [Cancel](#) [Save](#)

# MAT 6.0 QDM Release Notes

Delete a Measure or Library:

- To delete a measure or library, users are prompted to type in the word DELETE in the confirmation box rather than their password.



# MAT 6.0 QDM Release Notes

## Progress Indicator:

- While loading or processing, users will see a loading spinner in the middle of the page rather than a progress bar at the top of the page.

